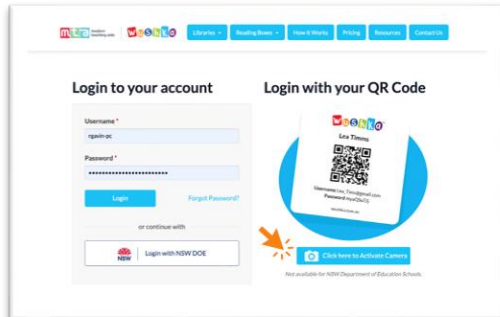


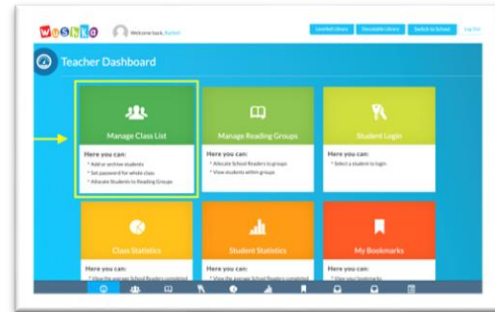


QR Code Sign-In



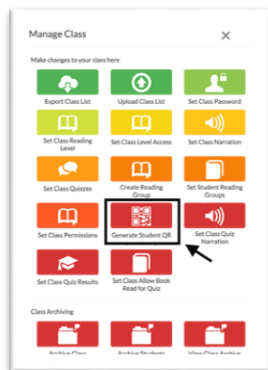
STEP 1

Sign in to your Wushka Teacher or Admin Account



STEP 2

Select **Manage Class List** on the Teacher Dashboard



STEP 3

Select **Generate Student QR**



STEP 4

QR code sign-in cards will automatically be generated for all students on your class list. Simply download, print, cut and share!



SIGN IN!

To sign in, head to <https://wushka.com.au/login/>. Click on the camera icon to activate the camera (you must click this button to activate the camera!



Then simply position QR code in the frame and you'll be granted access.

NEED HELP?

If you need a hand or if you're experiencing difficulties, please email us at onlinelearning@teaching.com.au
Please note: This feature is not available for NSW Department of Education Schools.